

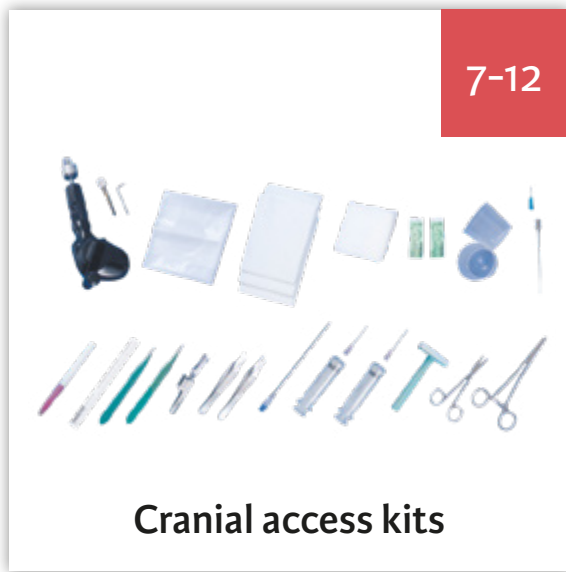
Codman[®]
SPECIALTY SURGICAL

A DIVISION OF INTEGRA LIFESCIENCES



Integra[®]
NeuroCritical Care
Product Catalog

Codman® Specialty Surgical a complete solution for your




Access



Diagnosis

Specialty Surgical for NeuroCritical Care patients



+ Therapy & Infection Prevention

Customer Service and Warranty Information	5
Cranial access	7
Cranial Access kits	8
Drills & Accessories	10
Diagnosis - Neuromonitoring	13
CereLink™ ICP Monitor	14
DirectLink™ ICP Module	15
CereLink™ ICP Sensors & Kits	16
CereLink™ & DirectLink™ Patient Monitor Interface Cables	19
Licox® P _t O ₂ Monitor	20
Licox® Probes & Kits	21
Therapy & Infection Prevention - External Drainage	27
Codman® EDS 3C™ External Drainage System	28
Accudrain™ External CSF Drainage System	30
Hermetic™ Plus External CSF Drainage System	32
Pole Mount External CSF Drainage Systems	33
Basic External Drainage Systems	34
Infection Prevention - Bactiseal™ EVD Catheter	36
Ventricular Drainage Catheters	39
Lumbar Drainage Catheters	43
Subdural catheter & kit	45
Replacement Drainage Bags	46
Luer Connectors	47
Indications and Contraindications	49
Product References	55

Customer Services:

International

+33 (0)4 37 47 59 50
 +33 (0)4 37 47 59 25 (Fax)
 csemea@integralife.com

Germany

+49 (0) 2102 5535 6200
 +49 (0) 2102 553 6636 (Fax)
 custsvcgermany@integralife.com

United Kingdom

+44 (0)1264 312 725
 +44 (0)1264 312 821 (Fax)
 custsvcs.uk@integralife.com

Switzerland

+41 (0)22 721 23 00
 +41 (0)22 721 23 99 (Fax)
 custsvcsuisse@Integralife.com

Belgium/Luxembourg

+32 (0) 2 257 4130
 +32 (0) 2 253 2466 (Fax)
 custsvcbenelux@Integralife.com

Ireland

+353 1800 901567
 +353 1822 5952 (Fax)
 custsvcire@integralife.com

Austria

+43(0)720816067
 +43(0)19287201 (Fax)
 CustSvcAustria@integralife.com

Netherlands

+31(0)852083167
 +31(0)207093627 (Fax)
 custsvcnetherlands@integralife.com

Italy

+39 (0) 2 577 89 21
 +39 (0) 2 575 11 371 (Fax)
 custsvcitaly@Integralife.com

France

+33 (0)4 37 47 59 10
 +33 (0)4 37 47 59 29 (Fax)
 cust.servfrance@integralife.com

Integra Limited Warranty

INTEGRA LIFESCIENCES CORPORATION and its wholly owned subsidiaries («INTEGRA») warrant to INTEGRA authorized distributors and the original purchaser only that each new INTEGRA or CODMAN product is free from manufacturing defects in material and workmanship under normal use and service from the date of delivery by INTEGRA (or its authorized distributor) to the original purchaser, but in no event beyond the expiration date stated on any product labeling. For purposes of products sold by INTEGRA through an authorized distributor of INTEGRA, «original purchaser» shall include the purchaser of INTEGRA products to whom the distributor first sells the product.

- Surgical instruments are guaranteed to be free from defects in material and workmanship when maintained and cleaned properly and used normally for their intended purpose.
- Any covered product that is placed by INTEGRA under a lease, rental or installment purchase agreement and that requires repair service during the term of such placement agreement shall be repaired in accordance with the terms of such agreement.

If any covered defect occurs during the warranty period or term of such placement agreement, the purchaser or distributor should communicate directly with INTEGRA. If purchaser or distributor seeks to invoke the terms of this warranty, the product must be returned to INTEGRA. The defective product should be returned promptly, properly packaged and postage prepaid. Loss or damage in return shipment to INTEGRA shall be at sender's risk. INTEGRA's sole responsibility under this warranty shall be repair or replacement, at INTEGRA's sole discretion at INTEGRA's expense, subject to the terms of this warranty and applicable agreements.

IN NO EVENT SHALL INTEGRA BE LIABLE FOR ANY INCIDENTAL, INDIRECT, CONSEQUENTIAL OR PUNITIVE DAMAGES IN CONNECTION WITH THE ACQUISITION OR USE OF ANY INTEGRA PRODUCT. Further, this warranty shall not apply to, and INTEGRA shall not be responsible for, any loss arising in connection with the purchase or use of any INTEGRA product that has been repaired by anyone other than an authorized INTEGRA service representative or altered in any way so as, in INTEGRA's judgment, to affect its stability or reliability, or which has been subject to misuse, negligence or accident, or which has been used otherwise than in accordance with the instructions furnished by INTEGRA.

THIS INTEGRA LIMITED WARRANTY IS EXCLUSIVE AND IN LIEU OF ALL OTHER WARRANTIES, EXPRESS OR IMPLIED, AND OF ALL OTHER OBLIGATIONS OR LIABILITIES ON INTEGRA'S PART OR THE PART OF ITS DISTRIBUTORS, AND INTEGRA NEITHER ASSUMES NOR AUTHORIZES ANY REPRESENTATIVE OR OTHER PERSON TO ASSUME FOR IT ANY OTHER LIABILITY IN CONNECTION WITH INTEGRA'S PRODUCTS.

INTEGRA DISCLAIMS ALL OTHER WARRANTIES, EXPRESS OR IMPLIED INCLUDING ANY IMPLIED WARRANTY OF MERCHANTABILITY OR OF FITNESS FOR A PARTICULAR PURPOSE OR APPLICATION OR WARRANTY OF QUALITY AS WELL AS ANY EXPRESS OR IMPLIED WARRANTY TO PATIENTS. No warranty or guarantee may be created by any act or statement nor may this Standard Warranty be modified in any way, except as a result of a writing signed by an officer of INTEGRA. These limitations on the creation or modification of this warranty may not be waived or modified orally or by any conduct.

IN NO EVENT SHALL INTEGRA AUTHORIZED DISTRIBUTORS BE LIABLE TOWARDS THE ORIGINAL PURCHASER FOR ANY INCIDENTAL, INDIRECT, CONSEQUENTIAL OR PUNITIVE DAMAGES IN CONNECTION WITH THE ACQUISITION OR USE OF ANY INTEGRA PRODUCT. Further, this warranty shall not apply to, and INTEGRA authorized distributors shall not be responsible towards the original purchaser for, any loss, arising in connection with the purchase or use of any INTEGRA product that has been repaired by anyone other than an authorized INTEGRA service representative or altered in any way so as to affect its stability or reliability, or which has been subject to misuse, negligence or accident, or which has been used otherwise than in accordance with the instructions furnished by INTEGRA. THIS INTEGRA DISTRIBUTOR LIMITED WARRANTY IS EXCLUSIVE AND IN LIEU OF ALL OTHER WARRANTIES TOWARDS THE ORIGINAL PURCHASER, EXPRESS OR IMPLIED, AND OF ALL OTHER OBLIGATIONS OR LIABILITIES TOWARDS THE ORIGINAL PURCHASER ON INTEGRA AUTHORIZED DISTRIBUTOR'S PART.

INTEGRA AUTHORISED DISTRIBUTORS DISCLAIM ALL OTHER WARRANTIES TOWARDS THE ORIGINAL PURCHASER, EXPRESS OR IMPLIED INCLUDING ANY IMPLIED WARRANTY OF MERCHANTABILITY OR OF FITNESS FOR A PARTICULAR PURPOSE OR APPLICATION OR WARRANTY OF QUALITY AS WELL AS ANY EXPRESS OR IMPLIED WARRANTY TO PATIENTS.



Cranial Access

Cranial Access Kit

CODMAN Cranial Access Kit

Catalog No. 82-6617

The CODMAN Cranial Access Kit is a disposable intracranial procedural kit, which contains all the basic items used during each step of the cranial access procedure. The kit contains the following items:

Preparation Components

	Description
A	Double Edge Razor (1)
D	Gauze Sponges, 4" x 4", 10 x 10 cm 12 ply (10)
E	Medicine Cup, 2 oz., 60 cc (2)

Cranial Access Preparation

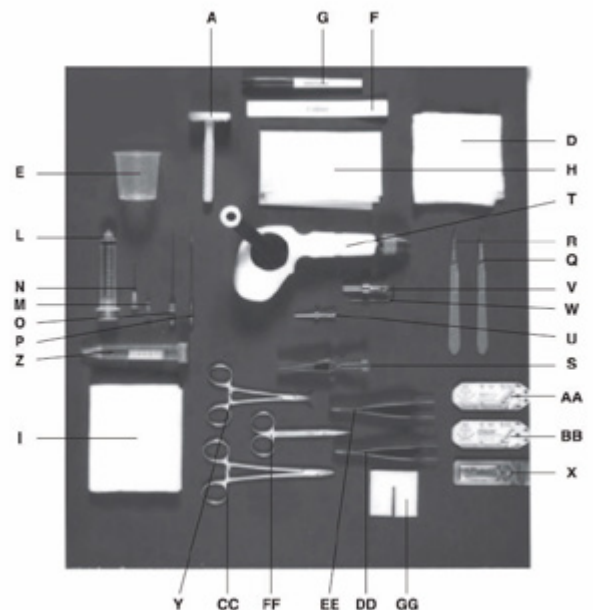
	Description
F	Ruler, 6", 15 cm (1)
G	Marking Pen (1)
H	Fenestrated Drape w/Barrier, 24" x 26", 61 x 66 cm (1)
I	Absorbent Towel, 15" x 21", 38 x 53,3 cm (3)

Cranial Access

	Description
L	Syringe, 12 cc (2)
M	Needle, 18 G x 1 1/2", 3,8 cm (2)
N	Needle, 25 G x 5/8", 1,6 cm (1)
O	Spinal Needle, 18 G x 3 1/2", 8,9 cm (1)
P	Ventricular Needle, 12 G x 3 1/2", 8,9 cm (1)
Q	Scalpel, #15 (1)
R	Scalpel, #11 (1)
S	Retractor, Blunt (1)
T	Hand Crank Drill (1)
U	2.7 mm Drill Bit w/stop (1)
V	5.8 mm Drill Bit w/stop (1)
W	Allen Wrench (1)
X	Bone Wax (1)
Y	Mosquito Forceps, curved (2)
Z	Culture Tube w/screw cap (1)

Preparation Components

	Description
AA	2.0 Silk Suture (1)
BB	3.0 Nylon Suture (1)
CC	Needle Holder, Serrated (1)
DD	Adson Forceps (1)
EE	Adson Forceps w/teeth (1)
FF	Suture Scissors (1)



Cranial Access Kit

CRANIAL ACCESS KIT (WITHOUT PREP SOLUTIONS)

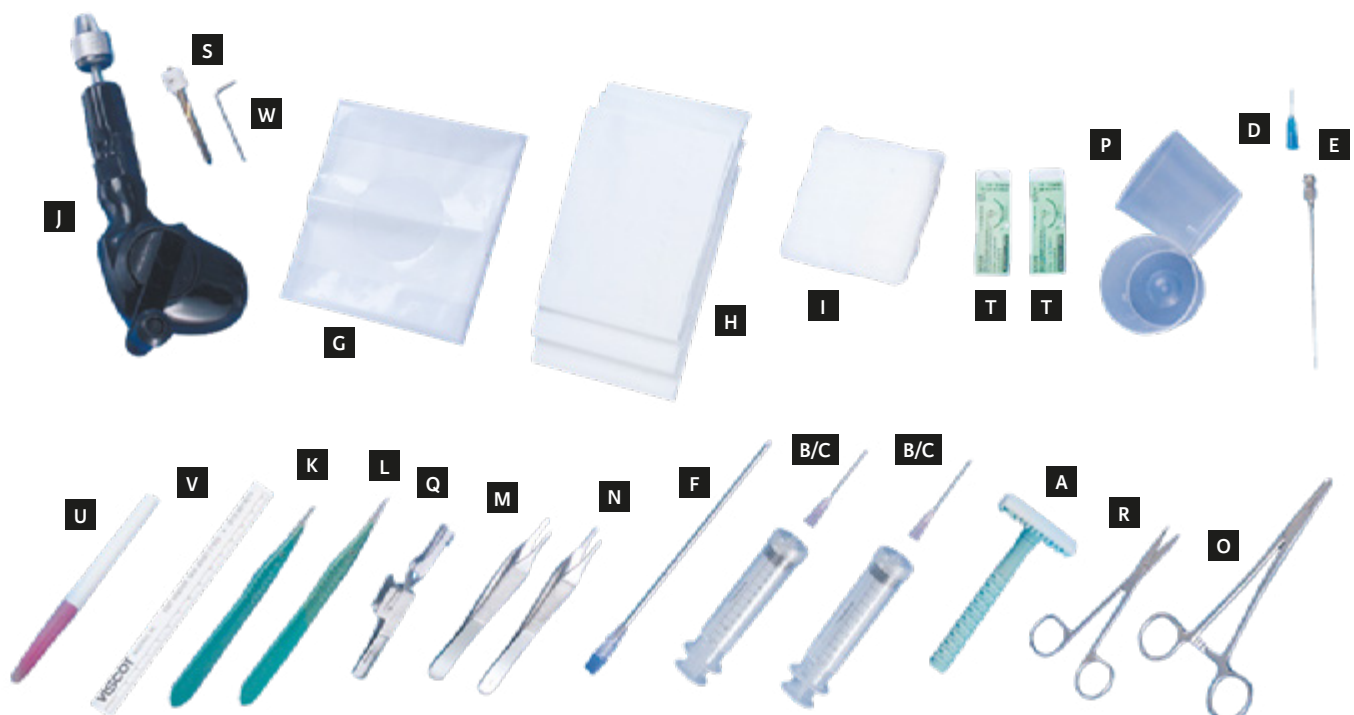
Catalog No. INS5HND

The Cranial Access Kit is a convenient pre-packaged sterile set containing all necessary components for burr-hole entry into the cranium. This kit does not include prep solutions.

Preparation Components

	Description
A	Disposable razor
B	12 ml safety syringes (2)
C	18 G x 1-1/2", 3,8 cm needles (2)
D	25 G x 5/8", 1,6 cm needle
E	18 G x 3-1/2", 8,9 cm spinal needle
F	12 G x 5-1/2", 12,7 cm ventricular needle
G	15" x 15", 38 x 38 cm fenestrated drape with barrier
H	18" x 26", 45,7 x 66 cm white absorbent towels (3)
I	4" x 4", 10 cm x 10 cm gauze sponges (10)
J	Hand drill
K	#11 scalpel with handle
L	#15 scalpel with handle

	Description
M	Adson forcep-serrated
N	Adson forceps, 1 x 2 teeth
O	Needle holder
P	2 oz, 60 ml medicine cup (2)
Q	Self-retaining retractor
R	Scissors
S	5.31 mm drill bit with depth guard
T	3-0 nylon suture (packaged outside kit) (2)
U	Marker
V	Flexible ruler
W	Hex wrench for depth guard adjustment



Cranial Access: Drills & Accessories

DISPOSABLE DRILLS



Reference	Description
INS030	Hand drill (bit not included) intended for single-use in neurosurgical procedures.



Reference	Description
82-6607	MicroSensor Hand Drill Disposable




DRILL BITS

Drill bits intended for single-use in neurosurgical procedures.

Reference	Description
SP0075	Single drill bit with collar, 5/32" (3.97 mm)
SP0087	Single drill bit with collar, 13/64" (5.31 mm)
SP0088	Single drill bit with collar, 1/4" (6.35 mm)



Reference	Description
82-6608	MicroSensor Drill Bit O 5.8mm Disposable



Reference	Description
82-6609	MicroSensor Drill Bit O 2.7mm Disposable

Note: When using the Licox® Monitoring Kits, please use the drill bit provided with that kit.

Cranial Access: Drills & Accessories

VENTRICULAR CANNULAS

SCOTT Ventricular Cannulas, 8 Fr., disposable, sterile, five per box. One cap and one stylet provided in each package.



Reference	Length
16-1055	3 ¹ / ₈ " (80mm)
16-1056	3 ⁷ / ₈ " (100mm)

Diagnosis - Neuromonitoring

CERELINK™ ICP MONITOR

Technical specifications:

- Flat size (depth 59mm without pole clamp x H165mm x W222mm)
- Weight less than 2 Kg
- Screen: 18 cm diagonale TFT LCD
- Battery autonomy: 3 h

Functions:

- High Fidelity ICP waveform (100 samples per second for a 25 Hz ICP waveform bandwidth)
- **Advanced Trend Functions:**
 - > ICP trends for up to 14 days
 - > Programmable user specific thresholds enabling calculation of pressure time dose & time above threshold
 - > histogram, boxplot
- Event Markers facilitate visualization of the impact of therapeutic interventions on ICP
- Screenshots
- Touchscreen interface
- Real-time streaming of ICP waveform or mean ICP through USB
- Data storage and export of 24 hours of ICP Waveform or up to 14 days of mean ICP
- Visual & audible alarms
- Free-standing positioning or attachable to an IV pole



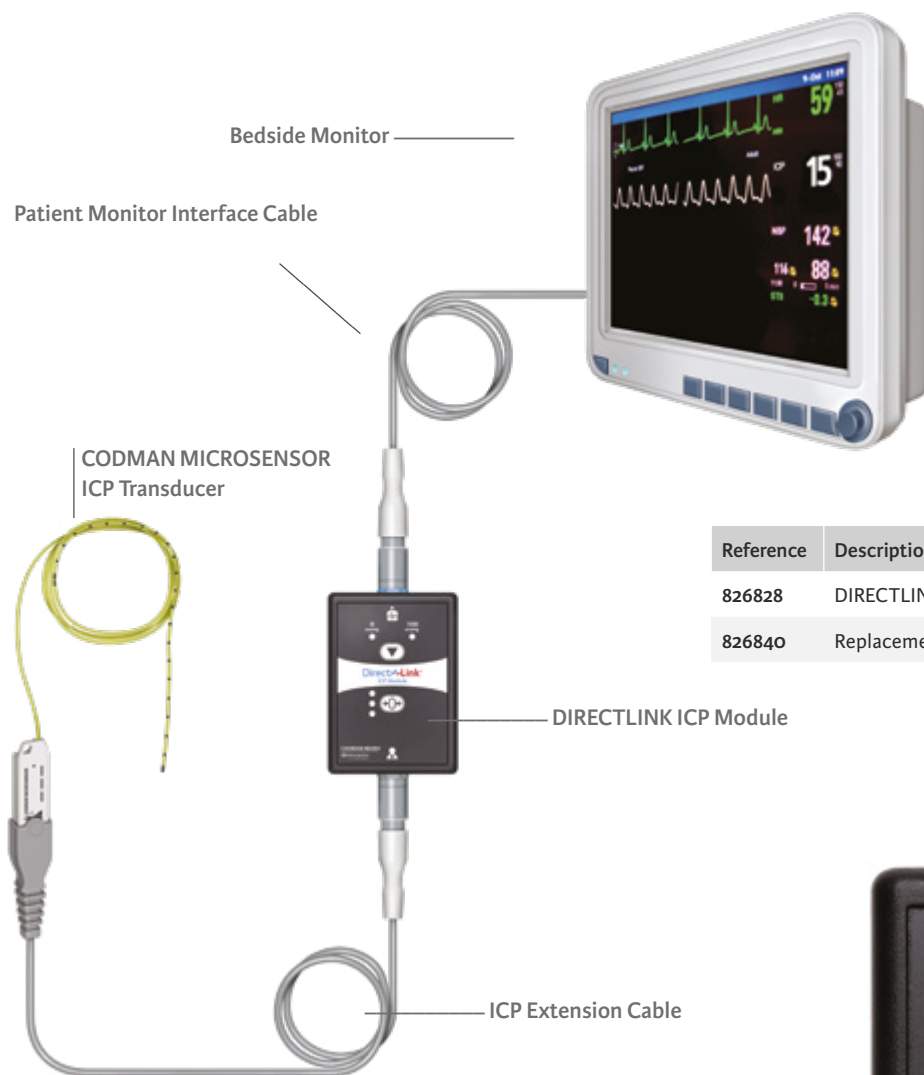
Reference	Description
826820	CereLink™ ICP Monitor

System includes:

Reference	Description
826845	CereLink ICP Extension Cable
826822	CereLink ICP Monitor Replacement Power Supply
826824	CereLink ICP Monitor Replacement Battery
EXPORTCAB	CereLink USB to RS232 Adapter

DIRECTLINK™ ICP MODULE

The DIRECTLINK™ ICP Module is an easy to use, cost-effective solution to monitor Intracranial Pressure (ICP) without the need for a stand-alone ICP monitor.



Direct^MLink™

Reference	Description
826828	DIRECTLINK ICP Module (includes ICP Extension Cable)
826840	Replacement ICP Extension Cable

Easy to Use

- The simple to use two button interface offers quick equipment setup for monitoring ICP.
- Single button zeroing of the patient monitor and ICP transducer.
- Allows the CODMAN MICROSENSOR ICP Transducer to interface with a variety of patient monitors, enabling movement of patients throughout the hospital.

Compact and Durable

- Measuring approximately 2.5" X 3.5" X 1" (6.4 cm X 8.9 cm X 2.5 cm) and weighing under 3.5 oz (100 g), the DIRECTLINK™ ICP Module is lightweight and easy to transport.
- Little to no maintenance costs as a result of no internal battery or moving parts.



Actual size

ICP Monitoring: CereLink™ ICP Sensor

CERELINK™ ICP SENSOR

The CERELINK™ ICP Transducer consists of a miniature strain gauge pressure sensor mounted in a titanium case at the tip of a 100cm flexible nylon tube. The CERELINK™ monitors intracranial pressure directly at the source - subdural, parenchymal or intraventricular. Information is relayed electronically rather than through a hydrostatic column or fiberoptics.

The low profile (tip diameter of 1.3 mm) & the high mechanical resistance of the CereLink™ sensor allow for minimal invasive insertion & explantation without breakage of the transducer.

The CERELINK™ sensor is available in four different kit configurations and is designed for the use with CereLink™ ICP monitor, ICP Express and DirectLink™.


CERELINK™ ICP SENSOR BASIC KIT

Reference	Description
826850	<p>Cerelink™ ICP Sensor Basic Kit – The kit can be used in both subdural and intraparenchymal pressure monitoring applications.</p> <p>Contains the following components:</p> <ul style="list-style-type: none"> • CereLink™ ICP Sensor • 14 Gauge Touhy Needle with stylet



CERELINK™ ICP SENSOR PLASTIC SKULL BOLT KIT

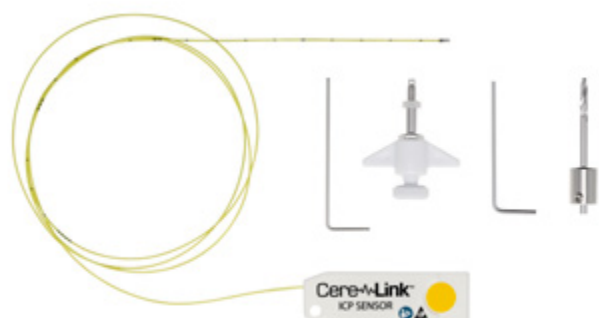
Reference	Description
826852	<p>CERELINK™ ICP SENSOR Plastic Skull Bolt Kit - The kit can be used in both subdural and intraparenchymal pressure monitoring applications.</p> <p>Contains the following components:</p> <ul style="list-style-type: none"> • CERELINK™ ICP SENSOR • Adult and Pediatric Skull Bolt with Luer • Spacing Washers • Touhy-Borst Adapter (mounted on the catheter portion of the transducer) • Disposable ICP Handle



ICP Monitoring: CERELINK™ ICP SENSOR

CERELINK™ ICP SENSOR METAL SKULL BOLT KIT

The kit can be used in both subdural and intraparenchymal pressure monitoring applications.



Reference	Description
82-6851	<p>CERELINK™ ICP SENSOR Metal Skull Bolt Kit Contains the following components:</p> <ul style="list-style-type: none"> • Cerelink™ ICP sensor • Winged skull bolt with compression cap • Spacing washer • Obturator • 2.7mm Drill Bit • Hex wrench

CERELINK™ ICP SENSOR VENTRICULAR CATHETER KIT

CERELINK™ ICP SENSOR Ventricular Catheter Kit with ICP transducer.

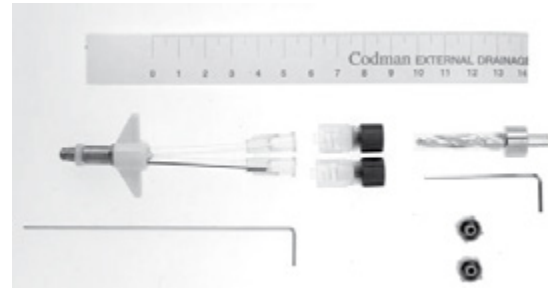


Reference	Description
82-6854	<p>CERELINK™ ICP SENSOR Ventricular Catheter Kit Contains the following components:</p> <ul style="list-style-type: none"> • 38 cm ventricular catheter with an integrated stylet • Intracranial pressure (ICP) sensor • 7-gauge tunneling trocar for placement • Catheter anchoring clip

CBF Monitoring: Sensors / Accessories

CODMAN DOUBLE LUMEN BOLT KIT

Reference	Description
82-6724	<p>This double lumen bolt allows the fixation of CODMAN MICROSENSOR™ and Hemedex® QFLOW™ 500 probes with one device.</p> <p>Contains the following components:</p> <ul style="list-style-type: none"> • Skull bolt assembly and spacing washer • Touhy-Borst Adapters (2) • 5.2mm Drill Bit (#5) with depth guide • Male Luer Caps (2) • Hex wrench • Tyvek Ruler 30cm • Dura Pierce / Obturator



The bolt has two lumens: one straight and one angled at 6° degrees.

The green-striped lumen is the angled lumen. The bolt can be oriented with the angled lumen diverting medially or laterally, as needed (See Figure 2 in IFU). At a sensor implant depth of 25mm, probe tips inserted along a straight trajectory will have 4.7mm of separation. At a sensor implant depth of 30mm, probe tips inserted along a straight trajectory will have 5.2mm of separation.

The entire bolt when assembled for insertion is 11cm in length from the bottom of the bolt assembly to the top of the fastened Touhy-Borst adapters.

The Codman Skull Bolt Kit is provided sterile.

CereLink™ & DirectLink™ Patient Monitor Interface Cables

Reference	Description	Picture
826881	PHILIPS	
826882	GE Dash	
826884*	GE Datex-Ohmeda	
826880	DRAGER / SIEMENS Infinity	
826883*	SPACELABS 6-pin	
826887*	NIHON KODEN 5-pin	
826888*	FUKUDA DENSHI DS-800	
826889*	FUKUDA DENSHI DS-7000	

* This product is CE mark pending. Please check availability for sale with your CSS representative.

LICOX® P_tO₂ MONITOR

The Integra Licox® P_tO₂ Monitor provides functionality for continuously monitoring oxygen partial pressure (P_tO₂) in brain tissue. Tissue temperature compensation, which is required for the calculation of P_tO₂ measurements, may also be continuously measured with an accuracy of ± 0.1°C. To measure P_tO₂ and temperature tissue compensation continuously, the Integra Licox® P_tO₂ Monitor supports a series of minimally invasive probes that are inserted directly into the patient:

- The P_tO₂ probe uses an electrochemical micro-cell for oxygen measurements.
- The temperature probe uses a thermocouple for temperature measurements.

Key Functions of Monitor

- Touch screen interface for evaluating patient data and setting patient parameters
- Physiological alarm that activates if the patient's P_tO₂ value falls below a user-specified limit
- Storage of patient's trend data for up to 5 days
- Outputs for transferring patient data to a patient bedside monitor
- Rechargeable battery that supplies power to monitor during patient transport
- Outputs for extracting patient data to remote media types via USB drive

Catalog No. LCXo2

System includes:

- Integra Licox® P_tO₂ Monitor
- Probe cables:
 - > BC10PA cable: Blue P_tO₂ probe cable
 - > BC10PV cable: Blue P_tO₂ probe extension cable
 - > BC10TA cable: Green Temperature probe cable
 - > BC10TV cable: Green Temperature probe extension cable
 - > PMOCAB cable: Blue combined P_tO₂/Temperature probe cable
 - > BC10PMO cable: Y-adapter cable for Blue combined P_tO₂/Temperature probe cable
 - > BC10R: Test set (Test smart card, test probe)
- PMIOMPM1 cable: Main cable for connecting Licox® P_tO₂ monitor to patient bedside monitor
- EXPORTCAB cable: USB-to-RS232 adapter cable
- MONPWR cable: Power cable
- BAT1001: Rechargeable Battery

Interface cable is to be ordered separately depending on the bedside monitor manufacturer model*:

- ICPXX: Oxygen pressure adapter cable
- ICTXX: Temperature adapter cable



*Please contact Integra for the correct adapter cable product code

Probes only

LICOX® OXYGEN PROBE

Probe's tube Diameter at tip	0.8 mm
Probe's tube Length	150 mm
Oxygen sensitive area	13 mm ²
Introducer kit compatibility	IM1/ IM2EU/IM3EU
Storage condition	Between 2° and 10°C

Catalog No. CC1SB

Supplied sterile



LICOX® TEMPERATURE PROBE

Probe's tube Diameter at tip	0.8 mm
Probe's tube Length	126 mm
Probe Type	Thermocouple Type K
Introducer kit compatibility	IM3EU

Catalog No. C8B

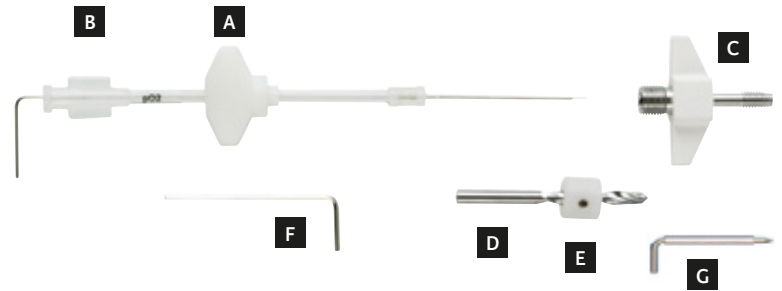
Supplied sterile



Introducer Kits only

LICOX® INTRODUCER KIT, SINGLE LUMEN

The kit includes:	
A	Compression cap
B	Introducer
C	Bolt
D	∅ 3.8 mm twist drill bit
E	Adjustable drill safety stop with set screw
F	Hex wrench
G	Stylet

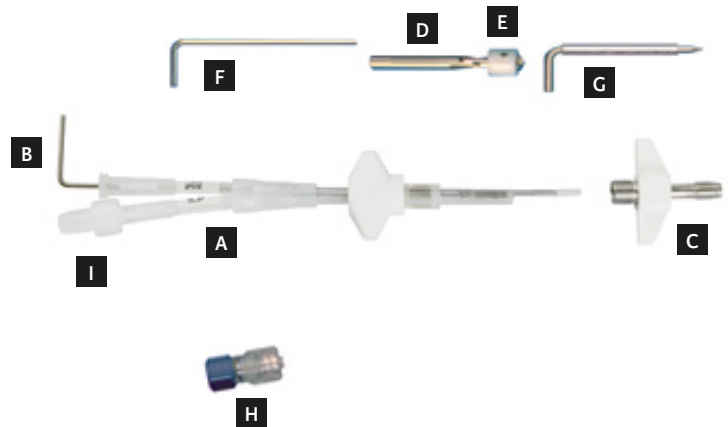


Supplied sterile

Catalog No. IM1

LICOX® INTRODUCER KIT, DOUBLE LUMEN

The kit includes:	
A	Dual channel introducer with luer connectors
B	Guide wire
C	Bolt
D	∅ 5.3 mm twist drill bit
E	Adjustable drill safety stop with set screw
F	Hex wrench
G	Stylet
H	Compression fitting for Codman® ICP Microsensor® Catheter
I	Removable ICP lumen obturator




Supplied sterile

Catalog No. IM2EU

LICOX® INTRODUCER KIT, TRIPLE LUMEN

The kit includes:	
A	Triple channel introducer with luer connectors
B	Guide wires (x2)
C	Bolt
D	∅ 5.3 mm twist drill bit
E	Adjustable drill safety stop with set screw
F	Hex wrench
G	Stylet
H	Compression fitting for Codman® ICP Microsensor® Catheter
I	Removable ICP lumen obturator



Supplied sterile

Catalog No. IM3EU

Introducer Kits only

LICOX® COMPLETE BRAIN PROBE KIT, SINGLE LUMEN

The kit includes:

Oxygen probe	CC1SB
Single Lumen Introducer	IM1

Storage condition: between 2° and 10°C
Supplied sterile

Catalog No. IM1S

LICOX® COMPLETE BRAIN PROBE KIT, DOUBLE LUMEN

The kit includes:

Oxygen probe	CC1SB
Double Lumen Introducer	IM2EU

Storage condition: between 2° and 10°C
Supplied sterile

Catalog No. IM2SEU

LICOX® COMPLETE BRAIN PROBE KIT, TRIPLE LUMEN

The kit includes:

Oxygen probe	CC1SB
Triple Lumen Introducer	IM3EU

Storage condition: between 2° and 10°C
Supplied sterile

Catalog No. IM3SEU

LICOX® COMPLETE BRAIN PROBE KIT WITH TEMPERATURE PROBE, TRIPLE LUMEN

The kit includes:

Oxygen probe	CC1SB
Temperature probe	C8B
Triple Lumen Introducer	IM3EU

Storage condition: between 2° and 10°C
Supplied sterile

Catalog No. IM3STEU

Combined Probe only and Introducer kits

LICOX® COMBINED OXYGEN AND TEMPERATURE PROBE

The kit includes:

Probe's tube Diameter at probe tip	0.65mm
Probe's tube Length	460 mm
Oxygen sensitive area	18 mm ²
Compatibility with	IP1/IP2/VK52

Storage condition: between 2° and 10°C

Supplied sterile


Catalog No. CC1P1



LICOX® SINGLE LUMEN INTRODUCER KIT

The kit includes:

- A Bolt with single lumen introducer
- B Guide wire
- C Compression cap
- D Drill bit diam. 3.8 mm
- E Adjustable drill stop with set screw
- F Hex wrench for adjustment of drill stop
- G Stylet
- H Bolt



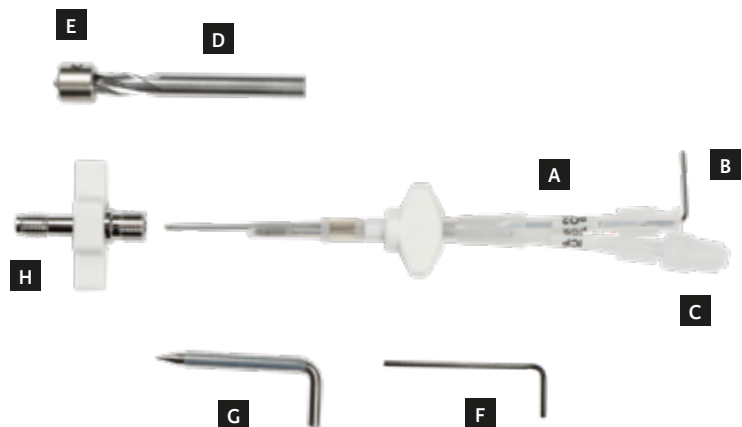
Supplied sterile

Catalog No. IP1

LICOX® DOUBLE LUMEN INTRODUCER KIT

The kit includes:

- A Bolt with double lumen introducer for Licox® combined oxygen and temperature probe
- B Guide wire
- C Compression cap fitting for ICP catheter
- D Drill bit diam. 6.3 mm
- E Adjustable drill stop with set screw
- F Hex wrench for adjustment of drill stop
- G Stylet
- H Bolt



Supplied sterile

Catalog No. IP2

Combined Probe with Bolted and Tunneling Introducer kits
LICOX[®] COMPLETE BRAIN PROBE KIT, SINGLE LUMEN

The kit includes:

Combined Oxygen and Temperature Probe	CC1P1
Single Lumen Introducer Kit	IP1

Storage condition: between 2° and 10°C
 Supplied sterile

Catalog No. IP1P

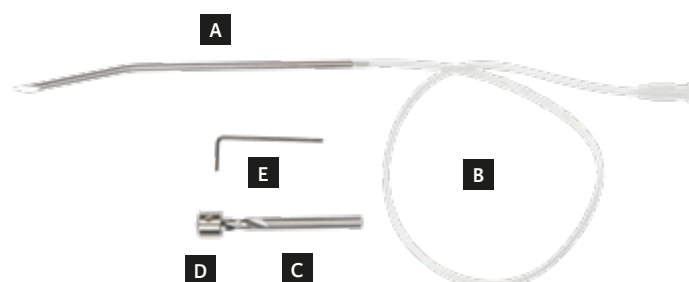
LICOX[®] COMPLETE BRAIN PROBE KIT, DOUBLE LUMEN

The kit includes:

Combined Oxygen and Temperature Probe	CC1P1
Double Lumen Introducer Kit	IP2

Storage condition: between 2° and 10°C
 Supplied sterile

Catalog No. IP2P

LICOX[®] PARENTERAL PROBE GUIDE

The kit includes:

A	Strong needle: Length 150 mm, diam. 3.2 mm
B	Probe guiding tube: Length 415 mm, diam. 2.8 mm with suture rings diam. 4 mm
C	Drill bit 5.3 mm
D	Adjustable drill stop with set screw
E	Hex wrench for adjustment of the drill stop

Supplied sterile

Catalog No. VK52

LICOX[®] COMPLETE BRAIN TUNNELING PROBE KIT

The kit includes:

Combined Oxygen and Temperature Probe	CC1P1
Parenchymal Probe Guide	VK52

Storage condition: between 2° and 10°C
 Supplied sterile


Catalog No. IT2EU



Therapy & Infection Prevention - External Drainage

For an easy-to-use solution, choose the Codman® EDS 3™ EXTERNAL DRAINAGE SYSTEM

- Entirely disposable, complete system
- Simple set up
- Laser accuracy
- Needle-free access
- Latex & PVC free



The Codman® EDS 3™ External Drainage System was developed with input from more than 200 nurses and physicians.

- High-visibility pressure scales in mmHg (-3 to 20) and cmH₂O (-5 to 27)
- Drip Chamber with hydrophobic & haemorepellent filter marked for 0-100ml capacity, funnel bottom, and sampling site (outlet)
- Improved, larger tubing connecting the drip chamber and the drainage bag
- Reusable Leveling Device incorporates bubble level with laser lamp
- Pressure-resistant striped CSF tubing line
- Redesigned drainage bag with needle-free access port

Reference	Description
82-1730C	Codman® External Drainage System EDS 3™ with ventricular catheter
82-1731C	CODMAN® External Drainage System EDS 3™ No Ventricular Catheter
82-1738C	CODMAN® External Drainage System EDS 3™ with Lumbar Catheter Kit
82-1732C	EDS 3™ Collection Bag Kit - 5 Bags
82-1733	EDS 3™ Leveling Device

PANEL MOUNT EXTERNAL DRAINAGE SYSTEMS

ACCUDRAIN™ EXTERNAL CSF DRAINAGE SYSTEM

- Green striped patient line
- Two needleless sampling sites
- Anti-microbial hydrophobic vent
- Funnel-shaped 75 ml graduated burette
- Patient-line stopcock
- Four-way high flow burette stopcock
- One-hand Squeeze-Lok™ tabs for easy and secure burette height adjustment
- Line level device
- 700 ml drainage bag
- MR Compatibility Status: Please refer to the Directions for Use of this product for further information.

Reference	Description
INS8400	Without anti-reflux valve
INS8401	With anti-reflux valve


Latex free
Sterile, packaged individually



Squeeze-Lok™ tabs for adjusting burette level



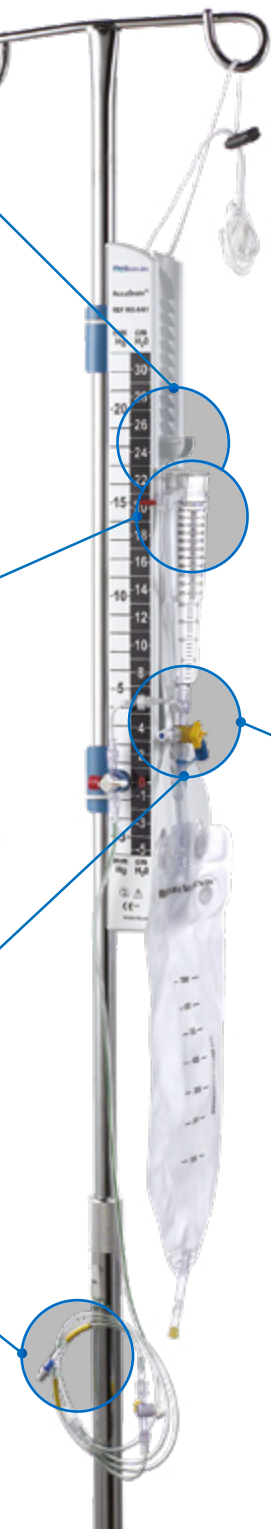
Antimicrobial hydrophobic filter



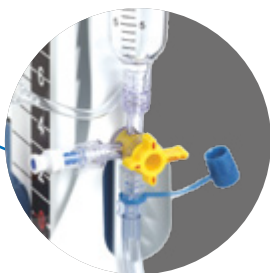
Burette has funnel-shaped bottom with large bore outlet and stopcock




Yellow label on access site



Double action lever



Needleless sampling site



Level included in every system



INS8700

Drainage Bag compatible with AccuDrain™ External CSF Drainage System:

Reference	Description
INS8700	<ul style="list-style-type: none"> • 700 ml Replacement Drainage Bag • Anti-Reflux valve

Latex free
Sterile, 5 units per box

PANEL MOUNT EXTERNAL DRAINAGE SYSTEMS

HERMETIC™ PLUS EXTERNAL CSF DRAINAGE SYSTEM

- Green striped pressure monitoring tubing patient line
- Two SmartSite® needleless sampling site
- Anti-microbial hydrophobic vent
- 50 ml graduated burette
- Patient-line stopcock
- Four-way high flow burette stopcock
- Velcro® straps & large suspension cord locking mechanism
- Line level device
- 700 ml drainage bag
- MR Compatibility Status: Please refer to the Directions for Use of this product for further information.

Reference	Description
INS8301	With anti-reflux valve in patient line

Sterile, packaged individually

Drainage Bag compatible with Hermetic™ Plus External CSF Drainage System:

Reference	Description
INS8700	<ul style="list-style-type: none"> • 700 ml Replacement Drainage Bag • Anti-Reflux valve

Latex Free

Sterile, 5 units per box



INS8700



INS8301

POLE MOUNT EXTERNAL CSF DRAINAGE SYSTEMS

EXTERNAL CSF DRAINAGE SYSTEM

- Two SmartSite® needleless sampling site
- Anti-Microbial hydrophobic vent
- 50 ml graduated burette
- Patient and burette stopcocks
- 700 ml drainage bag
- Product not tested in MR environment
- Sterile, packaged individually
- Anti-reflux valve bonded distal to patient stopcock

Reference	Description
INS8600	<ul style="list-style-type: none"> • Large-bore blue striped tubing patient line • In-line anti-reflux valve
INS8601	<ul style="list-style-type: none"> • Green-striped pressure tubing patient line • Removable anti-reflux valve distal to panel mount stopcock

Sterile, packaged individually

Drainage Bag compatible with AccuDrain™ External CSF Drainage System:

Reference	Description
INS8700	<ul style="list-style-type: none"> • 700 ml Replacement Drainage Bag • Anti-Reflux valve

Latex free
Sterile, 5 units per box



MONITORR ICP™ POLE MOUNT ASSEMBLY




- Graduated rail measurements in cmH₂O and mmHg scales
- Extendable antenna

Reference	Description
INS305	<ul style="list-style-type: none"> • Compatible with Hermetic™ External CSF • Drainage System INS8600 & INS8601

Latex free
Packaged individually




BASIC CSF DRAINAGE SYSTEM - EXTERNAL DRAINAGE SET (EDS)

Standard System	Package content	Reference		
		EDS	EVDS*	LDS**
	Unit(s) per box	910110a	910112a	910120a
	<ul style="list-style-type: none"> • 150 cm patient line • 4-way stopcock • Anti-reflux valve and sampling port • 75 ml graduated cylinder • T-connectors / stopcock assembly • 500 ml drainage bag and ruler • Hydrophobic filter 	✓	✓	✓
	<ul style="list-style-type: none"> • Straight ventricular catheter (35cm, 8 Fr) • 20 cm and 35 cm introducing rods • Suturable tubing clamp (8 Fr) • Subcutaneous passer 	-	✓	-
	<ul style="list-style-type: none"> • Closed tip lumbar catheter (80 cm, 5 Fr) • Suturable tubing clamp (5 Fr) • Luer lock connector • 14 G Tuohy needle • Guide wire in dispenser 	-	-	✓

Latex Free
Sterile, packaged individually

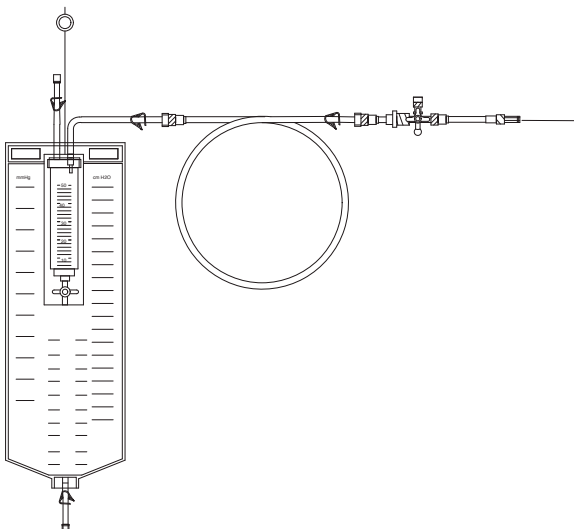
*External Ventricular Drainage Set
** Lumbar Drainage Set

BASIC CSF DRAINAGE SYSTEM - INTEGRAL DRAINAGE SET (IDS)

Standard IDS	Package content	Reference		
		IDS	IVDS***	ILDS****
	Unit(s) per box	6	1	1
	<ul style="list-style-type: none"> One-piece assembly Patient line with attached clamp, check valve 700 ml graduated bag Hydrophobic vent filter Drip chamber Suspension string with adjustable clip 360° 3-way stopcock with 2 female luer-lock connectors with cap 10 cm piece of tubing with 1 male luer-lock connector with cap 	✓	✓	✓
	<ul style="list-style-type: none"> Straight ventricular catheter (35cm, 8 Fr) 20 cm and 35 cm introducing rods Suturable tubing clamp (8 Fr) Subcutaneous passer 	-	✓	-
	<ul style="list-style-type: none"> Closed tip lumbar catheter (80 cm, 5 Fr) Suturable tubing clamp (5 Fr) Luer lock connector 14 G Tuohy needle Guide wire in dispenser 	-	-	✓

Latex Free
Sterile, packaged individually

BASIC CSF DRAINAGE SYSTEM - VENTRICULAR DRAINAGE SYSTEM



- Patient line with clamp and self-sealing injection/sampling port
- Four-way stopcock
- 50 ml rigid drip chamber
- 30 cmH₂O and 20mmHg height scales
- Removable one-way check valve

Reference
NL850500V

Sterile, packaged individually

***Integral Ventricular Drainage Set
****Integral Lumbar Drainage Set

INFECTION PREVENTION

BACTISEAL® EVD prevents colonisation by

gram

For the NCC specialist who wants to control infection rates¹ in their unit, BACTISEAL® is an **impregnated anti-microbial catheter**:

- that provides constant dual-drug protection from Rifampicin & Clindamycin
- that prevents catheter colonization up to 28 days²

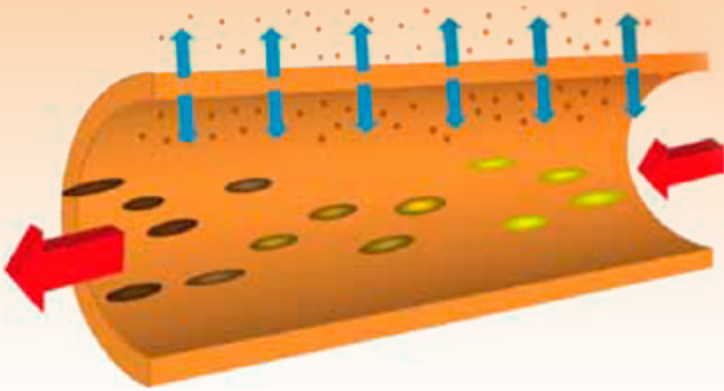
BACTISEAL® EVD kills 100% of target organisms and delivers reduced EVD infection rates.³

1. Harrop, J.S., et al., Impact of a standardized protocol and antibiotic-impregnated catheters on ventriculostomy infection rates in cerebrovascular patients. *Neurosurgery*, 2010. 67(1): p. 187-91.

2. Bayston, R. and E. Lambert, Duration of protective activity of cerebrospinal fluid shunt catheters impregnated with antimicrobial agents to prevent bacterial catheter-related infection. *J Neurosurg*, 1997. 87(2): p. 247-51.

3. Bayston R. Ashraf W, Bhundia C. Mode of action of an antimicrobial biomaterial for use in hydrocephalus shunts. *J. Antimicrobial Chemotherapy* vol. 53, 778-782, March 2004

positive bacteria.



CODMAN BACTISEAL™ EVD CATHETER

The Anti-microbial Technology Demanded for CSF Drainage. A technically innovative anti-microbial impregnated catheter for external CSF drainage which reduces gram positive bacteria on catheter tube surfaces. Treated with the patented BACTISEAL Advanced Impregnation Process

- Reducing the potential for bacterial colonization on inner lumen and exterior catheter wall
- Soft, flexible, pliable silicone catheters
- Depth markings for accurate placement
- Requires no technique change
- Available with either normal or large drainage lumen
- Available 'clear' or opaque'.

Reference	Description
82-1745	BACTISEAL EVD Catheter Set Depth Markings 3cm to 15cm Inner Lumen Diameter 1.5mm
82-1749	BACTISEAL EVD Catheter Set Depth Markings 3cm to 15cm Inner Lumen Diameter 1.9mm
82-1750	CLEAR BACTISAL EVD Catheter Set Depth Markings 3cm to 15cm Inner Lumen Diameter 1.9mm



82-1745 (Diameter: 1.5mm)



82-1749 (Diameter: 1.9mm)



82-1750 (Clear; Diameter: 1.9mm)



Ventricular Drainage Catheters

HERMETIC™ VENTRICULAR CATHETER SET

Reference	Description
INS8220	<ul style="list-style-type: none"> • One (1) 35 cm barium impregnated ventricular catheter OD: 2.7 mm x ID: 1.3 mm • One (1) 38 cm stainless steel stylet • One (1) luer connector • One (1) suture collar • One (1) 15 cm 10 Fr. trocar • One (1) yellow male end cap


Latex Free
Sterile, packaged individually



HERMETIC™ VENTRICULAR SMALL CATHETER SET

Reference	Description
INS4000	<ul style="list-style-type: none"> • One (1) 20 cm barium striped ventricular catheter OD: 2.5 mm x ID: 1.3 mm • One (1) 26 cm stainless steel stylet • One (1) luer connector • One (1) suture collar • One (1) 15 cm 10 Fr. trocar • One (1) yellow male end cap

Latex Free
Sterile, packaged individually




Ventricular Drainage Catheters

HERMETIC™ LARGE STYLE VENTRICULAR CATHETER SET

Reference	Description
INS4500	• One (1) 35 cm barium striped ventricular catheter OD: 3 mm x ID: 1.6 mm
	• One (1) 38 cm stainless steel stylet
	• One (1) luer connector
	• One (1) suture collar
	• One (1) 15 cm 10 Fr. trocar
	• One (1) yellow male end cap

Latex Free
Sterile, packaged individually



TRAUMACATH™ VENTRICULAR CATHETER SET

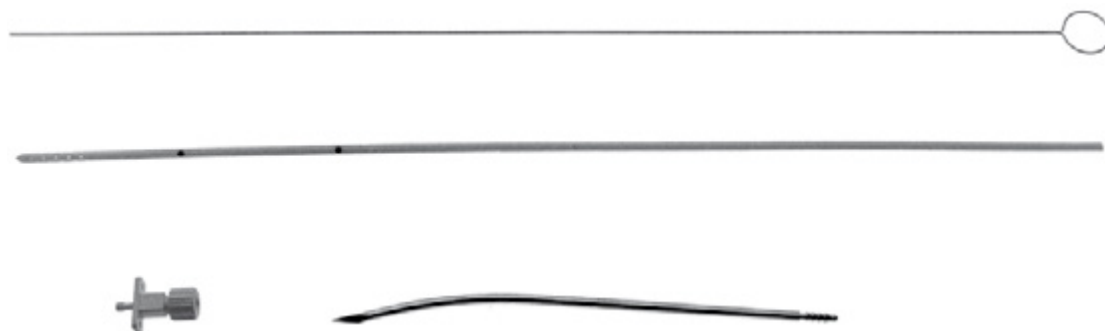
Reference	Description
INS8420	• One (1) 35 cm barium striped ventricular catheter OD: 3.3 mm x ID: 1.9 mm
	• One (1) 38 cm stainless steel stylet
	• One (1) luer connector
	• One (1) suture collar
	• One (1) 15 cm 10 Fr. trocar
	• One (1) yellow male end cap • Large holes (1.8mm)

Latex Free
Sterile, packaged individually



Ventricular Drainage Catheters

EXTERNAL DRAINAGE VENTRICULAR SET



Reference	Description
82-1705	<p>CODMAN External Drainage Ventricular Set, sterile, designed to drain CSF from ventricles of the brain. Set includes:</p> <ul style="list-style-type: none"> • Two 35cm radiopaque silicone ventricular catheters packaged in separate pouches (1.5mm I.D., 3.1mm O.D.) • 36cm straight stylet, curved trocar, female luer lock connector and luer lock cap <p>Can be used with 82-1701 CODMAN External Drainage Collection Bag and Tubing Set</p>

Reference	Description
82-1735	CODMAN External Drainage System 3 clear CSF ventricular catheter (1.5mm inner Lumen diameter)
82-1739	CODMAN External Drainage System 3 clear CSF ventricular catheter (1.9mm inner Lumen diameter)

Ventricular Drainage Catheters

VENTRICULAR CATHETER ACCESSORY KIT (VCAK)

Reference	Description
951303	<ul style="list-style-type: none"> • 35 cm 8 Fr radiopaque silicone elastomer straight ventricular catheter with large side holes and graphite length dots at 5, 10 and 15 cm from catheter tip • OD: 2.7 mm; ID: 1.4 mm • 20 cm and 35 cm introducing rods • Luer lock connector and watertight cap • Suturable tubing clamp (8 Fr) • Subcutaneous passer



Latex Free
Sterile, packaged individually

STRAIGHT VENTRICULAR DRAINAGE CATHETER


Reference	Description
901302	<ul style="list-style-type: none"> • 20 cm 8 Fr radiopaque silicone elastomer straight ventricular catheter with large side holes and graphite length dots at 5, 10 and 15 cm from catheter tip • OD: 2.7 mm; ID: 1.4 mm • 22 cm introducing rod • Luer lock connector and watertight cap • Suturable tubing clamp (8 Fr)



Latex Free
Sterile, packaged individually

INTRAVENTRICULAR MONITORING CATHETER SET (IVMCS)

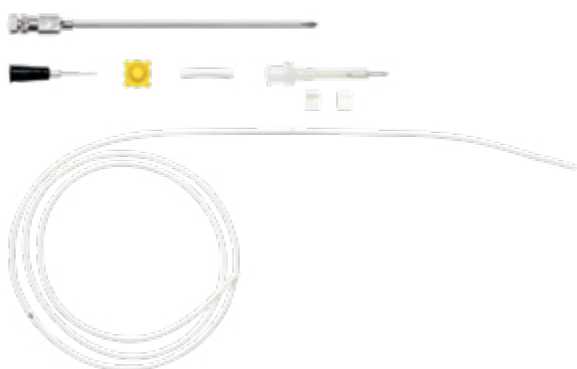
Reference	Description
910130a	<ul style="list-style-type: none"> • 35 cm 8 Fr radiopaque silicone elastomer straight ventricular catheter with large side holes and graphite length dots at 5, 10 and 15 cm from catheter tip • OD: 2.7 mm; ID: 1.4 mm • 20 cm and 35 cm introducing rods • Luer lock connector and watertight cap • Suturable tubing clamp (8 Fr) • T-connector/stopcock assembly with 3-way stopcock and self-sealing sampling port



Latex Free
Sterile, packaged individually

Lumbar Drainage Catheters


HERMETIC™ LUMBAR CATHETER CLOSED TIP



Reference	Description
INS5010	<ul style="list-style-type: none"> • One (1) 80 cm closed-tip lumbar catheter OD: 1.5 mm x ID: 0.7 mm • One (1) 14-gauge x 8.8 cm Tuohy needle • One (1) flexible luer adapter • Two (2) suture collars • One (1) Veni-Gard® Dressing • One (1) strain relief tubing • One (1) PTFE coated guide wire • One (1) 22-gauge blunt needle • One (1) yellow male end cap

Latex Free
Sterile, packaged individually

HERMETIC™ LUMBAR CATHETER OPEN TIP



Reference	Description
INS8330	<ul style="list-style-type: none"> • One (1) 80 cm open-tip lumbar catheter OD: 1.5 mm x ID: 0.7 mm • One (1) 14-gauge x 8.8 cm Tuohy needle • One (1) flexible luer adapter • Two (2) suture collars • One (1) Veni-Guard® Dressing • One (1) strain relief tubing • One (1) 22-gauge blunt needle • One (1) yellow male end cap

Latex Free
Sterile, packaged individually

LUMBAR CATHETER ACCESSORY KIT (LCAK)



Reference	Description
910121	<ul style="list-style-type: none"> • Radiopaque silicone elastomer catheter with closed tip and depth markers every 2 cm (80 cm, 5 Fr) • OD: 1.6 mm; ID: 0.8 mm • Suturable tubing clamp (5 Fr) • Luer lock connector • 14 G Tuohy needle • Guide wire in dispenser

Latex Free
Sterile, packaged individually

LUMBAR DRAINAGE CATHETERS

LUMBAR DRAINAGE CATHETER KIT II

The CODMAN Lumbar Drainage Catheter Kit II consists of a lumbar catheter 80cm in length with a closed tip and side holes to allow for drainage without clogging. A Teflon-coated precoiled steel guide wire with an adjustable stop is also included. This kit includes a 14-gauge Touhy needle with a clear plastic flash back chamber, centimeter markings, and wings for leverage and ease of use. A female luer lock connector and suture clips made of soft silicone allow for easy connection and attachment to patient.


- 80cm Radiopaque Catheter
- Drainage hole pattern with enlarged hole diameter
- 100cm guide wire with dispenser
- 14 gauge Touhy needle with 1cm depth markings
- Low profile female luer lock and luer lock cap.


Reference	Description
82-1707	CODMAN Lumbar Drainage Catheter Kit II
82-1738C	CODMAN Lumbar Drainage Catheter Kit II with EDSIII (82-1731C)



LUMBAR DRAINAGE CATHETER KIT

Reference	Description
82-1706	<p>CODMAN Lumbar External Drainage Kit, sterile, used for temporary access to the Lumbar Subarachnoid region as a means of draining CSF to reduce increased intercranial volume and pressure.</p> <ul style="list-style-type: none"> • Consists of a 46cm silicone Lumbar Catheter (I.D. 0.76mm, O.D.1.65mm), a 14G Touhy Needle with Huber point, a female luer lock connector and cap for connection to monitoring or CSF collection equipment. • 10 Tantalum location markings on catheter.



Speciality drainage products
SUBDURAL CATHETER & KIT


- Radiopaque silicone elastomer catheter with extendable, cage-shaped tip, and internal, polypropylene cup (20 cm, 8 Fr)
OD: 2.7 mm; ID: 1.2 mm
- Introducing rod
- Right angle guide
- Luer lock connector
- Suturable tubing clamp (8 Fr)

Reference	Description
951315	Subdural catheter
951310 (Additional components in kit)	Subdural catheter kit; procedure-ready kit Subdural catheter, disposable drill Bit (5 mm) with adjustable stop, allen wrench and subcutaneous passer

Latex Free

Sterile, 1 unit per box

Accessories

REPLACEMENT DRAINAGE

Reference	Description
82-1732C	• EDS 3™ Collection Bag Kit 700 ml - 5 Bags

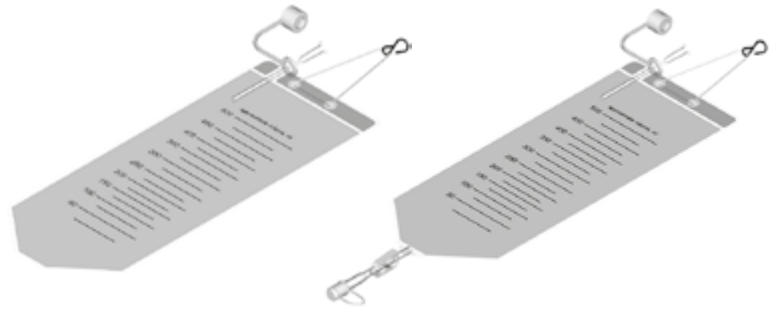
Reference	Description
INS8700	• 700 ml Drainage Bag • Anti-Reflux valve

Latex Free
Sterile, 5 units per box



Reference	Description
910116a	• 500 ml Closed drainage bag
910116d	• 500 ml Drainable Collection bag

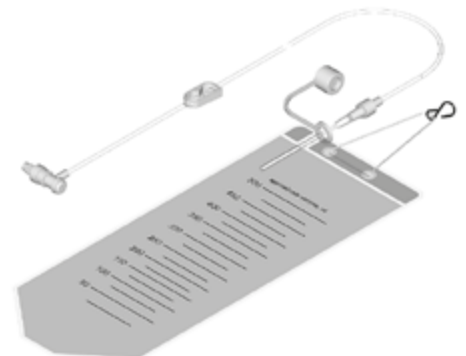
Sterile, 6 units per box



DRAINAGE ACCESSORY KIT

Reference	Description
910122	• 500 ml Closed drainage bag with 150 cm patient line for intra-operative drainage of CSF

Sterile, 5 units per box



LUER LOCK CONNECTORS

- Polycarbonate luer lock connectors.
- OD: 2.0 mm; ID: 1.4 mm for use with 8 Fr. catheters



Reference	Description
999108	Sterile, 5 units per box

LUER LOCK CONNECTORS

- Polycarbonate luer lock connectors.
- OD: 1.2 mm; ID: 0.7 mm for use with 5 Fr. and 7 Fr. catheters



Reference	Description
999105	Sterile, 5 units per box



Indications and Contraindications

Cranial Access Kit (Ins5hnd) & Handdrill (Inso30) & Drill Bits (Spoo75, Spoo87, Spoo88)

Indications

The Cranial Access Kit allows for access to the subarachnoid space or the lateral ventricles of the brain. The kit is intended to be used with an external drainage and monitoring system in selected patients to reduce intracranial pressure (ICP), to monitor CSF, to provide temporary drainage of CSF, and to monitor ICP.

Contraindications

This product is not designed, sold, or intended for use except as indicated.

CODMAN® Cranial Hand Drill and Cranial Drill Bits

Indications

The CODMAN Cranial Hand Drill and Cranial Drill Bits are indicated when a craniotomy is required for placement of an intracranial pressure (ICP) monitoring device and/or cerebrospinal fluid drainage device.

Contraindications

This device is not designed, sold, or intended for any use except as indicated.

Disposable Scott Cannula

Indications

The Disposable Scott Cannula provides a means to monitor ventricular pressure, to inject drugs and chemotherapeutic agents into the ventricular cavities, to allow X-ray analyses to be performed, and to extract CSF.

Contraindications

This device is not designed, sold or intended for use except as indicated.

DirectLink™ ICP Module

Indications

The intended use of the DirectLink Module is to enable the connection of Codman intracranial pressure sensors to an available invasive blood pressure input channel on select commercially available third party patient bedside monitor systems.

Contraindications

This device is not designed, sold or intended for use except as indicated

Cerelink™ ICP Monitor

Indications

The ICP Monitor is intended for use as an interface between compatible strain gauge type pressure transducers and standard physiological pressure monitoring systems. The ICP Monitor is also intended for use as an independent pressure monitor for displaying the mean, systolic and diastolic numeric values of a physiologic pressure waveform in the absence of an external patient monitor.

Contraindications

The ICP Monitor is contraindicated for use in a Magnetic Resonance (MR) environment. Refer to the ICP Sensor IFU for MR environment use. Use of the kit is indicated when direct intracranial pressure (ICP) monitoring is required. The kit is indicated for use in both subdural and intraparenchymal pressure monitoring applications.

Cerelink™ ICP Sensors

Indications

Use of the kit is indicated when direct intracranial pressure (ICP) monitoring is required. The kit is indicated for use in both subdural and intraparenchymal pressure monitoring applications. Use of the ICP Sensor Ventricular Catheter Kit is indicated when direct intraventricular pressure monitoring is required. The kit is indicated for use in ICP monitoring and cerebrospinal fluid (CSF) drainage applications.

Contraindications

Use of the skull bolt is contraindicated in children less than one year of age. This kit is not designed, sold, or intended for any use except as indicated. This kit is not designed, sold, or intended for use as a therapeutic device. Ventriculostomy is contraindicated in patients with coagulopathy, or active infection in the area of the catheter. Use of the Ventricular Catheter is contraindicated in children less than one year of age. This kit is not designed, sold, or intended for any use except as indicated.

CODMAN® Double Lumen Bolt

Indications

The CODMAN Double Lumen Bolt is designed to introduce and secure in place sensors for intracranial monitoring applications.

Contraindications

Insertion of the bolt is contraindicated in children less than one year of age. This device is not designed, sold, or intended for use as a therapeutic device.

Patient Monitor Interface Cables

Indications

The Patient Monitor Interface Cable is intended for use as a connecting cable between DirectLink™ ICP Module or CereLink™, and selected patient monitors available from third party suppliers.

Contraindications

This device is not designed, sold or intended for use except as indicated.

Licox® P_tO₂ Monitor LCX02 & Accessories

Indications

The Integra® Licox® P_tO₂ Monitor measures oxygen partial pressure (P_tO₂) and temperature in brain tissue and these parameters are used together as an aid in the determination of the perfusion status of cerebral tissue local to sensor placement. Monitor values are relative within an individual, and should not be used as the sole basis for determining a diagnosis or therapy. It is intended to provide data additional to that obtained by current clinical practice in cases where hypoxia or ischemia are a concern.

Contraindications

The Integra Licox P_tO₂ Monitor and its accessories are contraindicated for use in a Magnetic Resonance (MR) environment.

Licox® IM1S, IM2SEU, IM3STEU, IP1P, IP2P, IT2EU (included CC1SB, C8B, CC1P1, IM1, IM2EU, IM3EU, IM3SEU, IP1, IP2 and VK52)

Indications

The Licox Brain Oxygen Monitoring System measures intracranial oxygen and temperature and is intended as an adjunct monitor of trends of these parameters, indicating the perfusion status of cerebral tissue local to sensor placement. Licox System values are relative within an individual, and should not be used as the sole basis for decisions as to diagnosis or therapy. It is intended to provide data additional to that obtained by current clinical practice in cases where hypoxia or ischemia are a concern.

Contraindications

Licox products are not intended for any use other than that indicated. Contraindications for device insertion into the body apply, e.g. coagulopathy and/or susceptibility to infections or infected

tissue. A platelet count of less than 50 000 per µl is considered a contraindication. This value may differ according to different hospital protocols.

Licox® Probe Cables

Indications

The Licox probe cables and probe extension cables are accessories for the Integra Licox Monitor range. The test set (BC10R) is intended to be used when testing and maintaining the Licox monitor. The procedures are intended to be performed by the hospital's biomedical engineering staff.

Contraindications

The Integra Licox monitor and its accessories are contraindicated for use in a Magnetic Resonance (MR) environment.

EDS3

Indications

Use of the Codman® EDS 3™ CSF External Drainage System (EDS 3) is indicated for draining cerebrospinal fluid (CSF) and other fluids of similar physical characteristics as a means of reducing intracranial pressure and CSF volume.

Contraindications

Codman® EDS 3™: Use of this device is contraindicated if scalp infection is present. Use of this device is contraindicated for patients receiving anticoagulants or for patients who are known to have a bleeding diathesis. Use of this device is contraindicated where 24-hour supervision from trained personnel is not available.

AccuDrain®

Indications

Draining and monitoring of Cerebrospinal Fluid (CSF) flow from the ventricles of the brain or lumbar subarachnoid space is indicated in selected patients to: • Reduce Intracranial Pressure (ICP) • Monitor Intracranial Pressure (ICP) • Monitor Cerebrospinal Fluid (CSF) • Provide temporary CSF drainage.

Contraindications

This device is not designed, sold, or intended for use except as indicated. The External Drainage System is contraindicated in the following: Anticoagulation therapy, Coagulation disorders, Untreated scalp infections. System use is contraindicated where trained personnel are not available to supervise drainage and monitoring on a 24-hour a day basis.

Hermetic Plus™ External CSF Drainage Systems

Indications

Draining and monitoring of Cerebrospinal Fluid (CSF) flow from the lateral ventricles of the brain or lumbar subarachnoid space is indicated in selected patients to:

- Reduce Intracranial Pressure (ICP)
- Monitor Intracranial Pressure (ICP)
- Monitor Cerebrospinal Fluid (CSF)
- Provide temporary CSF drainage for patients with infected hydrocephalic shunts.

Monitoring of Intracranial Pressure (ICP) is usually performed in selected patients with:

- Severe head injury
- Subarachnoid hemorrhage
- Reyes syndrome or similar encephalopathies
- Hydrocephalus
- Intracranial hemorrhage
- Under physician supervision and discretion when drainage is to be used as a therapeutic maneuver.

Monitoring can also be used to evaluate the status pre-and post-operatively for space-occupying lesions.

Contraindications

This device is not designed, sold, or intended for use except as indicated. Lumbar drainage and/or lumbar pressure monitoring should not be used in the presence of: non-communicating hydrocephalus; a large intracranial mass, tumor or hematoma; and in patients who have demonstrated a blockage of cerebrospinal fluid pathways due to trauma, tumor, hematoma or other large intracranial mass. Lumbar catheters are contraindicated in cases of spinal abnormalities that would prevent free insertion of the lumbar catheter. Lumbar catheters are contraindicated in infants where the lower end of the spinal cord has not yet migrated to its cephalad L1-2 position. In view of the marked narrowing of the lumbosacral canal in achondroplastic patients, a lumbar catheter in the subarachnoid space is contraindicated.

Pole Mount Assembly and Accessories

Indications

The Pole Mount Assembly provides support and alignment for External Ventricular Drainage (EVD) Systems. Draining and monitoring of CSF flow from the lateral ventricles or lumbar subarachnoid space is indicated in selected patients to:

- Reduce Intracranial Pressure (ICP)
- Monitor Intracranial Pressure (ICP)
- Monitor Cerebral Spinal Fluid (CSF)
- Provide temporary CSF drainage for patients with infected hydrocephalic shunts.

Monitoring of Intracranial Pressure (ICP) is usually performed in selected patients with:

- Severe head injury
- Subarachnoid hemorrhage
- Reyes syndrome or similar encephalopathies
- Hydrocephalus
- Intracranial hemorrhage
- Under physician supervision and discretion when drainage is to be used as a therapeutic maneuver.

Monitoring can also be used to evaluate the status pre-and post-operatively for space-occupying lesions.

Contraindications

This device is not designed, sold, or intended for use except as indicated.

EDS, IDS & Luer Lock Connectors

Indications

The drainage sets are intended for cerebrospinal fluid (CSF) drainage, sampling and collection.

Contraindications

External ventricular drainage and integral ventricular and lumbar drainage sets are contraindicated for patients with a history of blood-clotting abnormalities, receiving anticoagulants or with scalp or skin infections.

Ventricular Drainage System

Indications

The major indication for external drainage is the management of hydrocephalic shunt infections. If an internal shunt is not indicated, treatment of other cerebral conditions such as preoperative or post-operative pressure monitoring may also require external drainage of CSF to control increased intracranial pressure.

Contraindications

This device is not designed, sold, or intended for use except as indicated.

Bactiseal®

Indications

The Codman® BACTISEAL® EVD Catheter and Codman® BACTISEAL® Clear EVD Catheter Sets (BACTISEAL® EVD Catheters), are indicated for gaining access to the ventricles of the brain and can be used with dimensionally compatible devices for draining cerebrospinal fluid (CSF) and other fluids of similar physical characteristics as a means of reducing intracranial pressure and CSF volume.

Contraindications

Bactiseal®: Do not implant this device in patients with active infections, such as ventriculitis meningitis, or skin infections at or near the implantation site. Treat the infection before implanting this device. Do not implant this device in patients with known hypersensitivity to rifampin or clindamycin hydrochloride. Use of this device is contraindicated in patients receiving anticoagulants or known to have a bleeding diathesis.

HERMETIC™ External Drainage Catheters

Indications

External ventricular drainage catheters are indicated for drainage and monitoring of CSF from the lateral ventricles of the brain. The catheters may be used to reduce intracranial pressure (ICP), to monitor ICP, to monitor CSF and in the management of hydrocephalic shunt infections. External lumbar drainage catheters are indicated for drainage and monitoring of CSF from the lumbar subarachnoid space.

Contraindications

These devices are not designed, sold or intended for use except as indicated. Lumbar drainage and/or lumbar pressure monitoring should not be used in the presence of: non-communicating hydrocephalus; a large intracranial mass, tumor or hematoma; or in patients who have demonstrated a blockage of cerebrospinal fluid pathways due to trauma, tumor, hematoma or other large intracranial mass. Lumbar catheters are contraindicated in cases of spinal abnormalities that would prevent free insertion of the lumbar catheter. Lumbar catheters are contraindicated in infants where the lower end of the spinal cord has not yet migrated to its cephalad L1-2 position. In view of the marked narrowing of the lumbosacral canal in achondroplastic patients, a lumbar catheter in the subarachnoid space is contraindicated.

CODMAN External Drainage Ventricular Catheter Set

Indications

Use of the CODMAN External Drainage Ventricular Catheter Set is indicated for gaining access to the ventricles of the brain and can be used with other CODMAN devices for draining cerebrospinal fluid and other fluids of similar physical characteristics as a means of reducing increased intracranial volume and pressure.

Contraindications

This device is not designed, sold or intended for use except as indicated. Use of this device is contraindicated if scalp infection is present. It is contraindicated in patients receiving anticoagulants or who are known to have a bleeding diathesis.

CODMAN® EDS 3™ Clear Ventricular CSF Catheter

Indications

Use of the CODMAN EDS 3 Clear Ventricular CSF Catheter (EDS 3 Ventricular Catheter) is indicated for gaining access to the ventricles of the brain. It is designed for use with dimensionally compatible devices for draining cerebrospinal fluid (CSF) and other fluids of similar physical characteristics as a means of

reducing intracranial pressure and CSF volume.

Contraindications

This device is not designed, sold, or intended for use except as indicated. Use of this device is contraindicated if scalp infection is present. It is contraindicated in patients receiving anticoagulants or who are known to have a bleeding diathesis.

Ventricular Catheter Accessory Kit

Indications

The Ventricular Catheter is intended for use with Integra external cerebrospinal fluid (CSF) drainage, sampling, and collection systems.

Contraindications

External ventricular drainage is contraindicated for patients: with a history of blood-clotting abnormalities, receiving anticoagulants, with scalp or skin infections.

Intraventricular Monitoring Catheter Set (IVMCS)

Indications

The IVMCS is intended for intraventricular pressure monitoring, external drainage and sampling of cerebrospinal fluid (CSF).

Contraindications

ICP monitoring and external CSF drainage systems are contraindicated in patients: with a history of blood-clotting abnormalities, receiving anticoagulants, with scalp or skin infections.

Lumbar Catheter Accessory Kit

Indications

The LCAK is designed for CSF drainage from the lumbar intrathecal space.

Contraindications

External lumbar drainage is contraindicated in patients: with a history of blood-clotting abnormalities, receiving anticoagulants, with skin infections.

CODMAN® Lumbar Drainage Catheter Kit II

Indications

Use of the CODMAN Lumbar Drainage Catheter Kit II is indicated for temporary access to the lumbar subarachnoid region. It is designed for use with dimensionally compatible devices for draining cerebrospinal fluid (CSF) and other fluids of similar physical characteristics as a means of reducing intracranial pressure and CSF volume.

Contraindications

Use of this device is contraindicated if scalp infection is present. It is contraindicated in patients receiving anticoagulants or who are known to have a bleeding diathesis. Catheter placement can not be performed in the presence of cerebrospinal fluid containing debris and blood particles, as these can obstruct the narrow lumen of the catheter. Repeated lumbar punctures can be performed to clear the cerebrospinal fluid of such debris. The catheter can be subsequently inserted. The placement of this catheter is not indicated in patients with cerebrospinal fluid infections or disorders of the midline of the lumbosacral spinal region (i.e. spinal dysraphism, myelomeningoceles, or meningoceles).

CODMAN® Lumbar External Drainage Catheter with Tuohy Needle

Indications

The CODMAN Lumbar External Drainage Catheter with Tuohy Needle is indicated for temporary access to the lumbar subarachnoid region and, when used with other CODMAN devices, is designed to drain cerebrospinal fluid (CSF) and other fluids of similar physical characteristics as a means of reducing increased intracranial volume and pressure.

Contraindications

This device is not designed, sold, or intended for use except as indicated. The placement of this catheter is not indicated in patients with cerebrospinal fluid infections or disorders of the midline of the lumbosacral spinal region (i.e., spinal dysraphism, myelomeningoceles, or meningoceles). Catheter placement should not be performed in the presence of cerebrospinal fluid containing debris and blood particles, as these may obstruct the narrow lumen of the catheter. Repeated lumbar punctures may be performed to clear the cerebrospinal fluid of such debris. The catheter can be subsequently inserted.

Subdural Drainage Catheter Kit Subdural Catheter

Indications

The Subdural Drainage Catheter is intended for drainage of extraventricular fluid collections, such as hygromas and chronic hematomas, into an external drainage system (such as the Suction Reservoir or the EDS or IDS Systems from Integra NeuroSciences) or an implanted catheter communicating with an appropriate drainage site. The patient clinical pathology dictates whether the Subdural Drainage Catheter is connected to an internal or external drainage system.

Contraindications

The use of the Subdural Catheter is contraindicated in patients with acute or subacute subdural hematoma and in patients undergoing anticoagulant therapy.

Index

16-1055	11
16-1056	11
82-1705	41
82-1706	44
82-1707	44
82-1709	44
82-1730C	29
82-1731C	29
82-1732C	29, 46
82-1733	29
82-1735	41
82-1738	44
82-1738C	29
82-1739	41
82-1745	38
82-1749	38
82-1750	38
82-6607	11
82-6608	11
82-6609	11
82-6617	8
82-6651	17
82-6654	17
82-6724	18
826820	14
826822	14
826824	14
826828	15
826840	15
826845	14
826850	16
826852	16
826880	19
826881	19
826882	19
826883	19
826884	19
826887	19
826888	19
826889	19
901302	42
910110A	34
910112A	34
910116A	46
910116D	46

910120A	34
910121	43
910122	46
910128	47
910130A	42
910410	35
910412	35
910420	35
951303	42
951310	45
951315	45
999005	47
999007	47
999105	47
999108	47

B

BAT1001	20
BC10PA	20
BC10PMO	20
BC10PV	20
BC10R	20
BC10TA	20
BC10TV	20

C

C8B	21, 23
CC1P1	24, 25
CC1SB	21, 23

E

EXPORTCAB	14, 20
-----------	--------

I

ICPXX	20
ICTXX	20
IM1	21, 22, 23
IM1S	23
IM2_EU	21, 22, 23
IM2S	23
IM3	22
IM3EU	21
IM3STEU	23
IM3SEU	23
INS5HND	9
INS030	10
INS305	33
INS4000	33, 39
INS4500	40

INS5010.....	43
INS8220	33, 39
INS8301.....	32
INS8330.....	43
INS8400.....	30
INS8401.....	30
INS8420	40
INS8600.....	33
INS8601.....	33
INS8700.....	31, 32, 33, 46
IP1.....	24, 25
IP1P	25
IP2	24, 25
IP2P.....	25
IT2EU.....	25
M	
MONPWR	20
N	
NL850500V	35
P	
PMIOMPM1	20
PMOCAB	20
S	
SP0075	10
SP0087	10
SP0088.....	10
V	
VK52.....	24, 25


Codman®

SPECIALTY SURGICAL

A DIVISION OF INTEGRA LIFESCIENCES



Distributed by



For more information or to place an order, please contact:

Integra LifeSciences Services (France) SAS
Sales & Marketing EMEA
Immeuble Séquoia 2 • 97 allée Alexandre Borodine
Parc technologique de la Porte des Alpes
69800 Saint Priest • FRANCE
+33 (0)4 37 47 59 00 phone • +33 (0)4 37 47 59 99 fax
integralife.eu

Customer Services

International: +33 (0)4 37 47 59 50 • +33 (0)4 37 47 59 25 (Fax) • csema@integralife.com
Belgium/Luxembourg: +32 (0)2 257 4130 • +32 (0)2 253 2466 (Fax) • custsvcbenlux@integralife.com
Italy: +39 (0) 2 577 89 21 • +39 (0) 2 575 11 371 (Fax) • custsvcitaly@integralife.com
Germany: +49 (0)2102 5535 6200 • +49 (0)2102 553 6636 (Fax) • custsvcgermany@integralife.com
Switzerland: +41 (0)2 27 21 23 00 • +41 (0)2 27 21 23 99 (Fax) • custsvcsuisse@integralife.com
France: +33 (0)4 37 47 59 10 • +33 (0)4 37 47 59 29 (Fax) • custservfrance@integralife.com
United Kingdom: +44 (0)1264 312 725 • +44 (0)1264 312 821 (Fax) • custsvcs.uk@integralife.com
Austria: +43(0)720816067 • +43(0)19287201 • CustSvcAustria@integralife.com
Ireland: +353 1800 901567 • +353 1822 5952 • custsvcire@integralife.com
Netherlands: +31(0)852083167 • +31(0)207093627 • custsvcnetherlands@integralife.com



Integra LifeSciences (Ireland) Limited
IDA Business and Technology Park Sragh
Tullamore, County Offaly • Ireland

Medos International SÄRL
Chemin-Blanc 38
CH-2400 Le Locle • Switzerland

Integra Pain Management*
3498 West 2400 South Suite 1050
West Valley City Utah 84119 • US

Integra NeuroSciences Implants (France) S.A.S.
2905 route des dolines
06921 Sophia Antipolis Cedex • France

Integra NeuroSciences*
311 Enterprise Drive
Plainsboro New Jersey 08536 • USA

Codman & Shurtleff, Inc.**
325 Paramount Drive
Raynham, MA 02767 • USA

ES REP **Integra LifeSciences Services (France) SAS**
Immeuble Séquoia 2 97 allée Alexandre Borodine
Parc technologique de la Porte des Alpes
69800 Saint Priest • France

EU REP **Johnson & Johnson Medical Ltd.**
Pinewood Campus, Nine Mile Ride,
Wokingham, RG40 3EW • United Kingdom

Availability of these products might vary from a given country or region to another, as a result of specific local regulatory approval or clearance requirements for sale in such country or region.
• Non-contractual document. The manufacturer reserves the right, without prior notice, to modify the products in order to improve their quality.
• Warning: Applicable laws restrict these products to sale by or on the order of a physician.
• Consult product labels and inserts for any indication, contraindications, hazards, warnings, precautions, and instructions for use.
Products mentioned in this document are CE class I, IIa, IIb and III devices. Contact Integra should you need any additional information on devices classification. All the medical devices mentioned on this document are CE marked according to European council directive 93/42/EEC on medical devices and its relatives, unless specifically identified as "NOT CE MARKED". QFlow, DireLink, CereLink, Accudrain, Squeeze-Lok, Hermetic, Traumacath, MontTorr ICP and EDS3 are trademarks of Integra LifeSciences Corporation or its subsidiaries. Codman Microsensor, Hemedex, Bactiseal, Codman, Licox, Integra and the Integra logo, are registered trademarks of Integra LifeSciences Corporation or its subsidiaries in the United States and/or other countries. Velcro, Veni-gard and Smartsite are trademarks of their respective owners.